承 認 書

SPECIFCATION FOR APPROVAL

客户名稱 CUSTOMER	
品名規格 DESCRIPTION	SCRC 80A
客户料號 CUS. P/N	
提出日期 DATE	2025.5.12

出 圖 RDAWING		
發 行 MADE	復 核 CHECKED	確 認 APPROVED
李光赫	方煜镏	梁琼
销售部：张 丽		

承 認 CUSTOMER APPROVE

承　認　書
SPECIFICATION FOR APPROVAL

客户名稱 CUSTOMER		日　期 DATE	2025.5.12
規　格 ITEM	SCRC 80A	編　號 SERIAL NO.	

1.1. 形狀尺寸(單位/毫米): SHAPE & DIMENSION(unit/mm):

外殼尺寸:

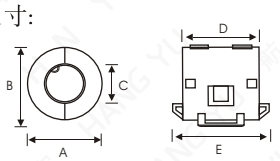

磁芯尺寸:

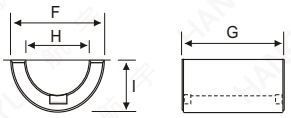

1.2. 實物圖: The Sample::

A	19.5 ± 1.0 mm
B	23.0 ± 1.0 mm
C	8.0 ± 0.8 mm
D	17 ± 1.0 mm
E	23 ± 1.0 mm
F	16 ± 0.6 mm
G	13 ± 0.5 mm
H	8 ± 0.5 mm
I	8 ± 0.5 mm

2. 電氣性能檢測項目: ELECTRICAL REQUIREMENTS:

☐ L			TEST FREQ	KHZ MHZ
☐ Q			TEST FREQ	KHZ MHZ
☑ Z	Z1= 48Ω MIN	~~KHZ~~ 25MHZ	Z2=150Ω MIN	~~KHZ~~ 100MHZ
	Z3= ／	KHZ MHZ	Z4= ／	KHZ MHZ
温 度 TEMP	℃	濕　度 HUMIDITY	%	
綫 組 WINDING	Φ0.8x0.5TSx220 L(mm)			

測試儀器
TEST INSTRUMENTS

1. Q-METER:
   ○HP 4342A　○MQ-172
2. L.C.R. METER:
   ○HP 4284A
3. IMPEDANCE ANALYZER:
   ○HP 4396B　○HP 4191A　∅E4991A
   ∅Agilent 16194A-TESTFIXTURE
4. L-METER:
   ○TH 2817A
5. DIGITAL MINI-OHM METER:
   ○VP2941A

3. 外觀標準：依下表對照檢索:
THE LIMIT OF BREAKAGE: CHECKED BELOW:

OD (mm)	0～5	5.1～10	10.1～15	15.1～20	20.1～25	25.1～30	30.1～35	35以上
缺陷面积 Defect area (mm^2)	≦1	≦2	≦3	≦4	≦5	≦6	≦7	≦8
缺陷个数 Number of defects (≦)	1	2	3	3	3	3	2	2

4.材質特性 MATERIAL CHARACTERISTICS

材料牌號 Mate-rial	初始磁導率 Initial Permeability	比損耗因子 Relative Loss Factor	比温度系數 Relative Temperature Coefficient	飽和磁通密度 Saturation Magnetic Flux Density	剩 磁 Reman-ence	矯頑力 Coercivity	居裏温度 Curie Tempera-ture	電阻率 Electrical Resistivity	密度 Density
Unit symbol	μ_i ±20%	Tan δ/μ_i $\times 10^{-6}$	α_{μ_i} $\times 10^{-6}$	Bs (MT)	Br (MT)	HC (A/m)	Tc (℃)	ρ (Ω・m)	d g/cm^3
		16 (0.1MHz)	5 - 10	280(1600A/m)	200	20	>130	$>10^5$	4.6

檢 驗 數 據
INSPECTION DATA

客户名稱 CUSTOMER		日 期 DATE	2025.5.12	數 量 QUANTITY	5PCS
編 號 SERIAL NO .					
規 格 ITEM	SCRC 80A				
綫 組 WINDING	Φ0.8x0.5TSx220L(mm)				
測試頻率 TEST FREQ	Z1= ~~KHZ~~ 25 MHZ	Z2= ~~KHZ~~ 100 MHZ			
	Z3= / KHZ MHZ	Z4= / KHZ MHZ			
温 度 TEMP	℃	濕 度 HUMIDITY	%		

1.1. 形狀尺寸(單位/毫米): SHAPE & DIMENSION(unit/mm):

外殼尺寸:

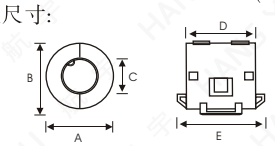

磁芯尺寸:

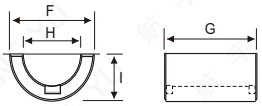

1.2. 實物圖: The Sample::

項目 TEST ITEM	電氣性能 ELECTRIC CHARACTERISTICS			尺 寸(單位:毫米) DIMENSION(unit:mm)								
	Z1(Ω)	Z2(Ω)	Z3(Ω)	A	B	C	D	E	F	G	H	I
	48	150		19.5	23.0	8.0	17	23	16	13	8	8
+	/	/		1.0	1.0	0.8	1.0	1.0	0.6	0.5	0.5	0.5
−	0	0		1.0	1.0	0.8	1.0	1.0	0.6	0.5	0.5	0.5
1	59.5	152.3		18.89	22.96	8.55	16.64	22.86	16.12	13.13	7.90	8.12
2	59.4	156.0		19.40	22.92	8.33	16.67	22.90	16.10	13.15	7.93	8.15
3	64.0	154.2		19.39	22.95	8.50	16.72	22.85	16.16	13.12	7.88	8.16
4	64.2	154.0		19.37	22.97	8.44	16.69	22.83	16.19	13.18	7.83	8.14
5	63.9	153.6		19.35	23.03	8.37	16.60	22.88	16.15	13.16	7.92	8.13
6	58.9	152.9		19.33	23.06	8.08	16.71	23.20	16.20	13.20	7.89	8.15
7	58.7	153.4		19.38	22.73	8.04	16.91	23.19	16.25	13.09	7.91	8.18
8	59.6	151.6		18.92	22.67	8.07	16.75	23.10	16.28	13.12	7.93	8.20
9	59.5	151.7		18.79	22.68	8.45	16.79	23.08	16.25	13.20	8.02	8.10
10	60.2	151.3		18.98	23.05	8.30	16.80	23.04	16.23	13.21	8.03	8.14
$\bar{X}$	60.79	153.1		19.18	22.90	8.31	16.72	22.99	16.19	13.15	7.92	8.14
Y/N	Y	Y		Y	Y	Y	Y	Y	Y	Y	Y	Y

測試儀器:
TEST INSTRUMENTS:

E4991A+16194A

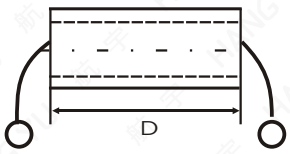

檢 驗 INSPECTED	復 核 CHECKED	確 認 APPROVED
李光赫	方煜镏	梁琼

阻 抗 – 頻 率 曲 綫
IMPEDANCE V.S FREQUENCY (Z–Y)

客户名稱 CUSTOMER		日 期 DATE	2025.5.12
規 格 ITEM	SCRC 80A	編 號 SERIAL NO .	

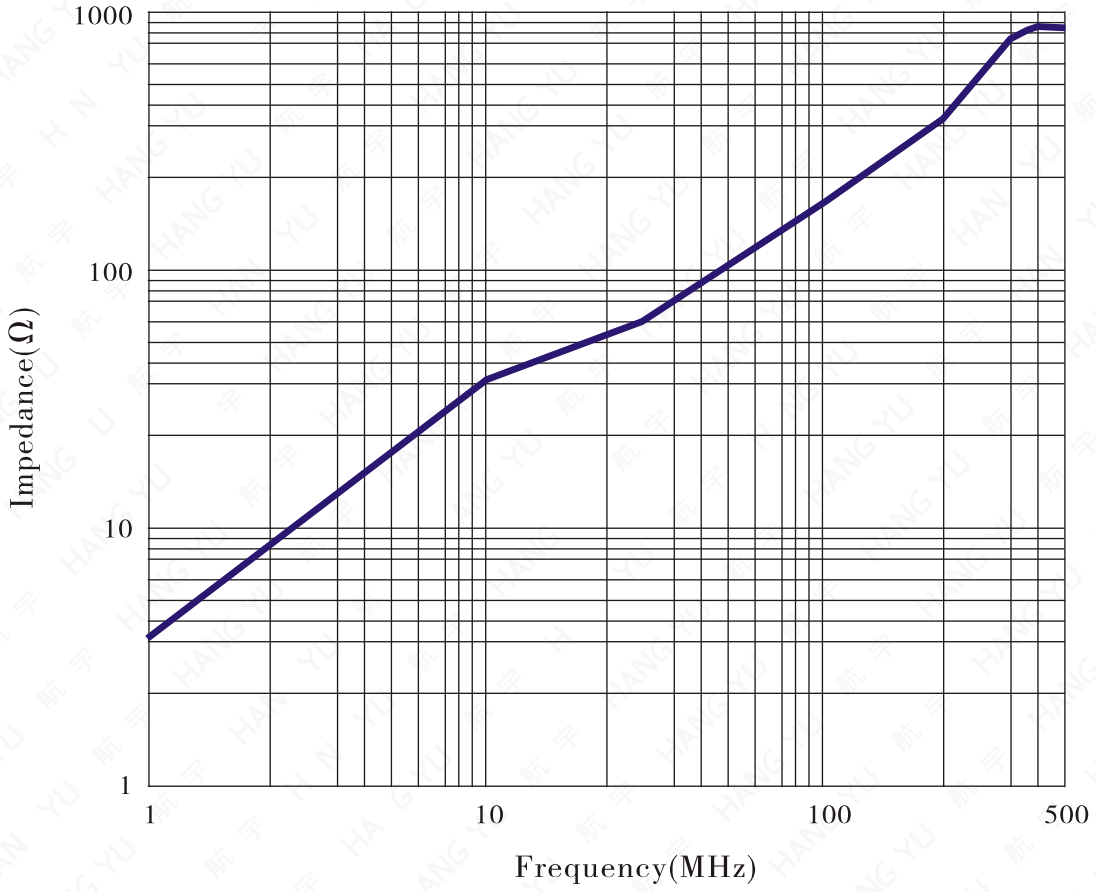

測試條件：
TESTING CONDITION:

1. 測試儀器：
   Testing Equipment: E4991A+16194A
2. 測試頻率區間：
   Testing Frequency Range: 1–500MHz
3. 測試綫組：
   Testing Coil Specification: Φ0.8x0.5TSx 220L(mm)

說明Note:
本承認書在客户收到7天之内，須簽章返回，逾期視爲默認。
The Specification Approval is required to be sent back to the supplier with customer's chop or signature on it within 4 days after receiving it, or we will take it as approved by customer automatically.

測 試 TESTED	復 核 CHECKED	確 認 APPROVED
李光赫	方煜镏	梁琼