

# Type CGS High-Cap Screw Terminal Aluminum Electrolytic Capacitor

## High CV, Screw Terminal Capacitors

[GO TO THE DCMC DATASHEET](#)



Type CGS screw terminal, aluminum electrolytic capacitors have a high CV rating and are suitable for use in most demanding applications requiring high current filtering or energy storage.

## Highlights

- High CV rating
- High current filtering
- Screw terminal

[Regulatory Information](#)

## Specifications

<b>Capacitance Range:</b>	75 to 1,500,000 $\mu\text{F}$
<b>Voltage Range:</b>	6.3 to 500 WVdc
<b>Capacitance Tolerance:</b>	-10% +75% (6.3 - 150 WVdc) -10% +50% (200 - 450 WVdc)
<b>Operating Temperature:</b>	-40 °C to +85 °C
<b>Ripple Current Multipliers:</b>	Ambient Temperature

+45 °C	+55 °C	+65 °C	+75 °C	+85 °C
2.24	2.00	1.73	1.41	1.00

Rated Voltage	Ripple Multiplier				
	60 Hz	120 Hz	300 Hz	1000 Hz	10 kHz
16 to 150	0.9	1.0	1.15	1.25	1.30
200 to 500	0.9	1.0	1.25	1.40	1.50

**DC Leakage Current:**  $I = .006 \sqrt{CV}$   
 Not to exceed 6.0 mA max. after 5 minutes  
 C = Capacitance in  $\mu\text{F}$   
 V = Rated Voltage  
 I = Leakage current in mA

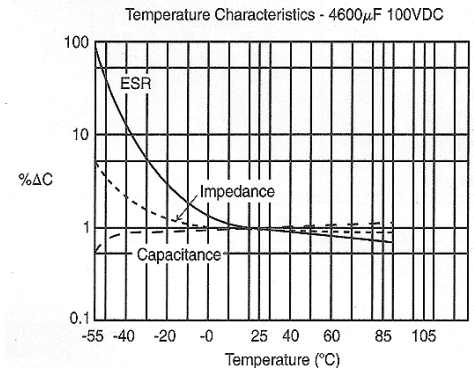
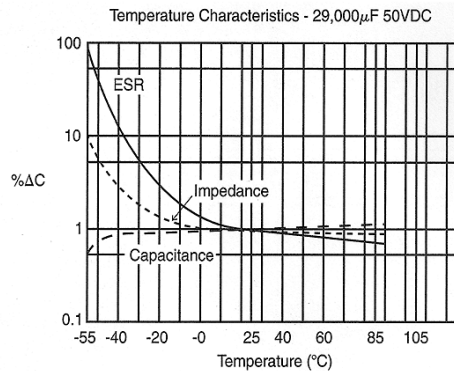
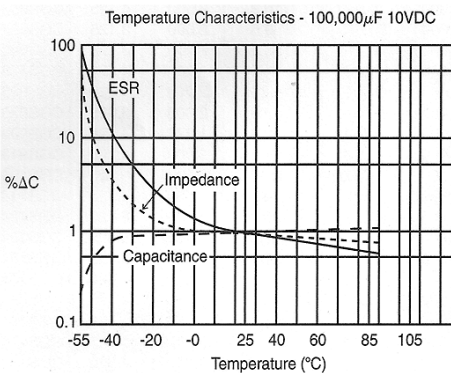
[Click here to see: Hardware & Mounting Options](#)

**QA Stability Test:** Apply WVdc for 2000 h @ 85 °C

- Capacitance change  $\pm 10\%$  from initial limits
- DC leakage current: 200% of limit
- ESR: 175% of limit

[Click here to see: Mechanical Details](#)

## Typical Performance Curves



# Type CGS High-Cap Screw Terminal Aluminum Electrolytic Capacitor

## Ratings

Cap ( $\mu$ F)	Catalog Part Number	Max Typical Ripple		Dia. (Inches)	Length (Inches)	Cap ( $\mu$ F)	Catalog Part Number	Typical Max Ripple		Dia. (Inches)	Length (Inches)
		ESR 120 Hz ( $\Omega$ )	+85 °C (A) RMS					ESR 120 Hz ( $\Omega$ )	+85 °C (A) RMS		
<b>6.3 WVdc ( 8 Vdc Surge )</b>						<b>16 WVdc ( 20 Vdc Surge )</b>					
73,000	CGS733U6R3R2L	0.023	8.0	1.375	1.625	12,000	CGS123U016R2C	0.031	4.8	1.375	2.125
95,000	CGS953U6R3R3C	0.014	10.4	1.375	3.125	15,000	CGS153U016R2L	0.026	5.6	1.375	2.625
140,000	CGS144U6R3R4C	0.011	11.2	1.375	4.125	15,000	CGS153U016R4C	0.061	4.5	1.375	4.125
190,000	CGS194U6R3V3C	0.013	12.6	2.000	3.125	17,000	CGS173U016R3C	0.022	6.7	1.375	3.125
210,000	CGS214U6R3R5L	0.011	10.9	1.375	5.625	19,000	CGS193U016R3C	0.021	6.8	1.375	3.125
230,000	CGS234U6R3U4C	0.009	13.1	1.750	4.125	21,000	CGS213U016R3L	0.037	5.5	1.375	3.625
300,000	CGS304U6R3V4C	0.010	14.7	2.000	4.125	22,000	CGS233U016V3C	0.027	7.6	2.000	3.125
310,000	CGS314U6R3V5L	0.007	16.9	2.000	5.625	24,000	CGS243U016R3C	0.032	5.6	1.375	3.125
480,000	CGS484U6R3W4C	0.007	19.6	2.500	4.125	25,000	CGS253U016R4C	0.016	8.8	1.375	4.125
500,000	CGS504U6R3W5L	0.005	22.9	2.500	5.625	25,000	CGS253U016V2C	0.031	6.1	2.000	2.125
670,000	CGS674U6R3X4C	0.006	20.7	3.000	4.125	33,000	CGS333U016R4C	0.020	7.9	1.375	4.125
900,000	CGS904U6R3X5C	0.005	23.5	3.000	5.125	33,000	CGS333U016V2C	0.028	6.5	2.000	2.125
1,000,000	CGS105U6R3X5L	0.005	24.5	3.000	5.625	34,000	CGS343U016R4C	0.020	9.8	1.375	4.125
1,100,000	CGS115U6R3X5R	0.004	24.7	3.000	5.875	34,000	CGS343U016V4C	0.016	8.8	2.000	4.125
<b>7.5 WVdc ( 9 Vdc Surge )</b>						<b>35,000 CGS353U016R2C</b>					
49,000	CGS493U7R5R2C	0.030	6.7	1.375	2.125	35,000	CGS353U016R2C	0.030	6.7	1.375	2.125
71,000	CGS713U7R5R2L	0.023	7.9	1.375	2.625	38,000	CGS383U016R3C	0.019	9.4	1.375	3.125
92,000	CGS923U7R5R3C	0.019	8.8	1.375	3.125	38,000	CGS383U016V3C	0.021	8.6	2.000	3.125
140,000	CGS144U7R5R4C	0.014	10.3	1.375	4.125	49,000	CGS493U016R2L	0.023	7.9	1.375	2.625
190,000	CGS194U7R5V3C	0.013	12.5	2.000	3.125	50,000	CGS503U016V3C	0.011	11.7	2.000	3.125
200,000	CGS204U7R5R5L	0.012	10.8	1.375	5.625	55,000	CGS553U016R3L	0.015	10.2	1.375	3.625
220,000	CGS224U7R5U4C	0.010	13.1	1.750	4.125	55,000	CGS553U016V3L	0.018	9.6	2.000	3.625
290,000	CGS294U7R5V4C	0.010	14.6	2.000	4.125	62,000	CGS623U016R3C	0.019	8.8	1.375	3.125
440,000	CGS444U7R5V5L	0.007	16.8	2.000	5.625	66,000	CGS663U016R4C	0.012	11.6	1.375	4.125
470,000	CGS474U7R5W4C	0.007	19.5	2.500	4.125	66,000	CGS663U016V4C	0.017	10.8	2.000	4.125
650,000	CGS654U7R5W5L	0.005	24.4	3.000	4.125	68,000	CGS683U016V3C	0.017	9.5	2.000	3.125
710,000	CGS714U7R5W5L	0.005	22.8	2.500	5.625	70,000	CGS703U016V4C	0.008	15.2	2.000	4.125
870,000	CGS874U7R5X5C	0.005	23.4	3.000	5.125	77,000	CGS773U016V4L	0.015	11.8	2.000	4.625
980,000	CGS984U7R5X5L	0.005	24.4	3.000	5.625	80,000	CGS803U016X4C	0.009	18.9	3.000	4.125
1,000,000	CGS105U7R5X5R	0.004	24.7	3.000	5.875	83,000	CGS833U016V5L	0.015	12.9	2.000	5.625
<b>10 WVdc ( 12 Vdc Surge )</b>						<b>90,000 CGS903U016R4C</b>					
7,200	CGS722U010R2C	0.035	4.5	1.375	2.125	90,000	CGS903U016R4C	0.014	10.3	1.375	4.125
12,000	CGS123U010R2C	0.034	4.6	1.375	2.125	91,000	CGS913U016V4C	0.009	14.7	2.000	4.125
14,000	CGS143U010R2C	0.030	4.9	1.375	2.125	100,000	CGS104U016X5C	0.007	22.5	3.000	5.125
18,000	CGS183U010R2C	0.078	3.1	1.375	2.125	110,000	CGS114U016W4C	0.010	16	2.500	4.125
20,000	CGS203U010R2L	0.025	5.9	1.375	2.625	120,000	CGS124U016V4C	0.007	20.1	3.000	3.625
26,000	CGS263U010R3C	0.020	7.0	1.375	3.125	130,000	CGS134U016R5L	0.010	12.6	1.375	5.625
33,000	CGS333U010R3C	0.018	7.4	1.375	3.125	130,000	CGS134U016V3C	0.011	12.5	2.000	3.125
43,000	CGS433U010R2C	0.030	6.7	1.375	2.125	130,000	CGS134U016W4L	0.009	17.6	2.500	4.625
44,000	CGS443U010V2C	0.013	9.4	2.000	2.125	150,000	CGS154U016X5L	0.007	19.3	3.000	5.625
62,000	CGS623U010R2L	0.023	7.9	1.375	2.625	160,000	CGS164U016U4C	0.010	13.1	1.750	4.125
81,000	CGS813U010R3C	0.019	8.8	1.375	3.125	170,000	CGS174U016V4C	0.004	23.5	2.000	4.125
94,000	CGS943U010V4C	0.007	16.3	2.000	4.125	180,000	CGS184U016X4L	0.006	24.3	3.000	4.625
110,000	CGS114U010W3L	0.008	16.7	2.500	3.625	190,000	CGS194U016V4C	0.007	19.5	2.000	4.125
120,000	CGS124U010R4C	0.014	10.3	1.375	4.125	210,000	CGS214U016X5R	0.005	29.2	3.000	5.875
170,000	CGS174U010V3C	0.013	12.5	2.000	3.125	220,000	CGS224U016X4C	0.005	25.2	3.000	4.125
180,000	CGS184U010R5L	0.012	10.8	1.375	5.625	260,000	CGS264U016V5L	0.003	29.8	2.000	5.625
200,000	CGS204U010U4C	0.010	13.1	1.750	4.125	290,000	CGS294U016V5L	0.005	21.1	2.000	5.625
250,000	CGS254U010V4C	0.010	14.6	2.000	4.125	310,000	CGS314U016W4C	0.005	22.7	2.500	4.125
390,000	CGS394U010V5L	0.007	16.8	2.000	5.625	470,000	CGS474U016W5L	0.004	30.4	2.500	5.625
410,000	CGS414U010W4C	0.007	19.5	2.500	4.125	620,000	CGS624U016X5C	0.004	32.3	3.000	5.125
580,000	CGS584U010W5L	0.006	20.6	2.500	5.625	640,000	CGS644U016X5L	0.002	44.9	3.000	5.625
630,000	CGS634U010W5L	0.005	22.8	2.500	5.625	640,000	CGS644UFX5L3PD	0.002	30.0	3.000	5.625
780,000	CGS784U010X5C	0.005	23.4	3.000	5.125	700,000	CGS704U016X5L	0.003	35.0	3.000	5.625
880,000	CGS884U010X5L	0.050	24.4	3.000	5.625	740,000	CGS744U016X5R	0.003	35.8	3.000	5.875
920,000	CGS924U010X5R	0.005	24.7	3.000	5.875	980,000	CGS984U016X8L	0.007	23.8	3.000	8.625
<b>16 WVdc ( 20 Vdc Surge )</b>						<b>20 WVdc ( 22 Vdc Surge )</b>					
5,500	CGS552U016R2C	0.037	4.4	1.375	2.125	250,000	CGS254U020X3L	0.006	29.0	3.000	3.625
8,900	CGS892U016R2C	0.034	4.6	1.375	2.125	500,000	CGS504U020X5L	0.004	37.0	3.000	5.625
10,000	CGS103U016R2C	0.033	4.7	1.375	2.125	1,000,000	CGS105UGX8L6PD	0.003	41.0	3.000	8.625
10,000	CGS103U016R3C	0.024	6.4	1.375	3.125	1,000,000	CGS105UGX8L6PH	0.003	41.0	3.000	8.625
						1,000,000	CGS105U020X5R	0.003	40.0	3.000	5.875
						1,500,000	CGS155U020X8L	0.003	41.0	3.000	8.625

# Type CGS High-Cap Screw Terminal Aluminum Electrolytic Capacitor

Cap (µF)	Catalog Part Number	Max Ripple		Dia. (Inches)	Length (Inches)
		Typical ESR 120 Hz (Ω)	120 Hz +85 °C (A) RMS		
<b>25 WVdc ( 30 Vdc Surge )</b>					
3,000	CGS302U025R2C	0.235	1.8	1.375	2.125
4,700	CGS472U025R2C	0.101	2.7	1.375	2.125
5,600	CGS562U025R3C	0.026	6.1	1.375	3.125
6,000	CGS602U025R2C	0.035	4.5	1.375	2.125
6,800	CGS682U025R2C	0.096	2.8	1.375	2.125
8,200	CGS822U025R4C	0.019	8.1	1.375	4.125
8,900	CGS892U025R3C	0.024	6.4	1.375	3.125
10,000	CGS103U025R3C	0.024	6.4	1.375	3.125
12,000	CGS123U025V3C	0.024	8.1	2.000	3.125
12,000	CGS123U025R3C	0.023	6.6	1.375	3.125
13,000	CGS133U025R4C	0.082	3.9	1.375	4.125
14,000	CGS143U025U3C	0.046	5.3	1.750	3.125
14,000	CGS143U025V2C	0.037	5.6	2.000	2.125
16,000	CGS163U025R4C	0.017	8.5	1.375	4.125
18,000	CGS183U025R4C	0.017	8.6	1.375	4.125
18,000	CGS183U025V4C	0.052	6.1	2.000	4.125
20,000	CGS203U025R3C	0.023	6.5	1.375	3.125
20,000	CGS203U025R5C	0.014	10.3	1.375	5.125
20,000	CGS203U025V3C	0.024	8.0	2.000	3.125
22,000	CGS223U025R2C	0.032	6.4	1.375	2.125
22,000	CGS223U025V2C	0.043	5.2	2.000	2.125
28,000	CGS283U025V3C	0.028	7.5	2.000	3.125
29,000	CGS293U025V4C	0.018	10.5	2.000	4.125
30,000	CGS303U025W3C	0.029	8.4	2.500	3.125
31,000	CGS313U025R2L	0.024	7.6	1.375	2.625
32,000	CGS323U025V4C	0.018	10.3	2.000	4.125
33,000	CGS333U025V3C	0.018	9.3	2.000	3.125
40,000	CGS403U025R3C	0.020	8.4	1.375	3.125
41,000	CGS413U025V4C	0.020	9.8	2.000	4.125
43,000	CGS433U025R4C	0.022	8.5	1.375	4.125
43,000	CGS433U025X4C	0.021	12.2	3.000	4.125
47,000	CGS473U025V4C	0.022	9.5	2.000	4.125
50,000	CGS503U025V5L	0.018	11.7	2.000	5.625
50,000	CGS503U025W3L	0.010	14.9	2.500	8.625
57,000	CGS573U025X5C	0.017	14.6	3.000	5.125
58,000	CGS583U025R4C	0.014	10.0	1.375	4.125
65,000	CGS653U025W4C	0.009	16.5	2.500	4.125
68,000	CGS683U025V4C	0.006	17.9	2.000	4.125
70,000	CGS703U025X4C	0.010	18.1	3.000	4.125
82,000	CGS823U025V3C	0.011	15.5	2.000	3.125
85,000	CGS853U025R5L	0.011	12.2	1.375	5.625
90,000	CGS903U025W5L	0.007	21.4	2.500	5.625
92,000	CGS923U025X5C	0.008	21.6	3.000	5.125
95,000	CGS953U025X4C	0.011	16.9	3.000	4.125
100,000	CGS104U025U4C	0.010	12.7	1.750	4.125
100,000	CGS104U025V5L	0.005	22.8	2.000	5.625
100,000	CGS104U025X3L	0.011	16.0	3.000	3.625
110,000	CGS114U025X5C	0.008	20.7	3.000	5.125
110,000	CGS114U025X5L	0.009	20.9	3.000	5.625
120,000	CGS124U025V4C	0.008	15.5	2.000	4.125
120,000	CGS124U025X4C	0.010	17.9	3.000	4.125
120,000	CGS124U050X5L	0.007	21.6	3.000	5.625
180,000	CGS184U025X4C	0.004	30.3	3.000	4.125
190,000	CGS194U025V5L	0.006	20.4	2.000	5.625
200,000	CGS204U025W4C	0.005	22.0	2.500	4.125
204,000	CGS2043U025X8L	0.006	29.9	3.000	8.625
270,000	CGS274U025X5L	0.003	36.6	3.000	5.625
270,000	CGS274UHX5L3PD	0.003	30.0	3.000	5.625
300,000	CGS304U025W5L	0.005	26.2	2.500	5.625
310,000	CGS314U025W5L	0.004	29.6	2.500	5.625
400,000	CGS404U025X5C	0.004	31.6	3.000	5.125
450,000	CGS454U025X5L	0.003	34.3	3.000	5.625
480,000	CGS484U025X5R	0.003	35.0	3.000	5.875
740,000	CGS744U025X8L	0.002	48.3	3.000	8.625

Cap (µF)	Catalog Part Number	Typical Max Ripple		Dia. (Inches)	Length (Inches)
		ESR 120 Hz (Ω)	120 Hz +85 °C (A) RMS		
<b>30 WVdc ( 40 Vdc Surge )</b>					
4,500	CGS452U030R2C	0.037	4.4	1.375	2.125
5,000	CGS502U030R2C	0.037	4.5	1.375	2.125
8,000	CGS802U030R3C	0.024	6.4	1.375	3.125
9,200	CGS922U030R3C	0.024	6.4	1.375	3.125
12,000	CGS123U030R4C	0.018	8.4	1.375	4.125
13,000	CGS133U030R4C	0.018	8.4	1.375	4.125
15,000	CGS153U030R4L	0.016	9.3	1.375	4.625
20,000	CGS203U030R5L	0.013	11.0	1.375	5.625
30,000	CGS303U030V4C	0.019	10.0	2.000	4.125
33,000	CGS333U030V4C	0.020	9.8	2.000	4.125
44,000	CGS443U030W3C	0.015	11.7	2.500	3.125
50,000	CGS503U030V5L	0.016	12.7	2.000	5.625
55,000	CGS553U030W4C	0.009	16.3	2.500	4.125
78,000	CGS783U030X4C	0.011	16.8	3.000	4.125
100,000	CGS104U030X5L	0.008	22.4	3.000	5.625
<b>35 WVdc ( 45 Vdc Surge )</b>					
4,400	CGS442U035R2C	0.145	2.2	1.375	2.125
8,200	CGS822U035R3C	0.024	6.4	1.375	3.125
10,000	CGS103U035V2C	0.038	5.5	2.000	2.125
12,000	CGS123U035R4C	0.018	8.4	1.375	4.125
21,000	CGS213U035R3C	0.023	6.4	1.375	3.125
21,000	CGS213U035V3C	0.029	7.3	2.000	3.125
30,000	CGS303U035W3C	0.028	8.6	2.500	3.125
31,000	CGS313U035V4C	0.021	9.6	2.000	4.125
60,000	CGS603U035X5C	0.010	19.7	3.000	5.125
70,000	CGS703U035X4C	0.012	16.6	3.000	4.125
<b>40 WVdc ( 50 Vdc Surge )</b>					
2,200	CGS222U040R2C	0.044	4.1	1.375	2.125
2,700	CGS272U040R2C	0.042	4.2	1.375	2.125
3,500	CGS352U040R2C	0.038	4.4	1.375	2.125
4,200	CGS422U040R3C	0.028	6.0	1.375	3.125
4,700	CGS472U040R2C	0.036	4.5	1.375	2.125
5,100	CGS512U040R3C	0.026	6.1	1.370	3.125
6,000	CGS602U040R3C	0.025	6.2	1.375	3.125
6,200	CGS622U040R4C	0.020	7.9	1.375	4.125
7,500	CGS752U040R4C	0.019	8.1	1.375	4.125
9,000	CGS902U040R4C	0.019	8.2	1.375	4.125
9,300	CGS932U040V3C	0.024	8.1	2.000	3.125
11,000	CGS113U040V3C	0.024	8.0	2.000	3.125
12,000	CGS123U040R4C	0.049	5.0	1.375	4.125
12,000	CGS123U040V2C	0.067	4.2	2.000	2.125
13,000	CGS133U040R2C	0.033	6.0	1.375	2.125
13,000	CGS133U040V4C	0.017	10.5	2.000	4.125
17,000	CGS173U040R3C	0.025	6.1	1.375	3.125
17,000	CGS173U040V3C	0.029	7.4	2.000	3.125
17,000	CGS173U040V4C	0.018	10.4	2.000	4.125
18,000	CGS183U040R2L	0.025	7.1	1.375	2.625
20,000	CGS203U040V5L	0.014	13.6	2.000	5.625
22,000	CGS223U040V3C	0.031	7.1	2.000	3.125
23,000	CGS233U040R3C	0.021	7.9	1.375	3.125
23,000	CGS233U040V4C	0.020	9.9	2.000	4.125
32,000	CGS323U040V4C	0.021	9.5	2.000	4.125
33,000	CGS333U040V4C	0.021	9.7	2.000	4.125
34,000	CGS343U040R4C	0.015	9.4	1.375	4.125
35,000	CGS353U040V5L	0.015	12.8	2.000	5.625
40,000	CGS403U040V3C	0.014	9.9	2.000	3.125
40,000	CGS403U040W4C	0.010	16.3	2.500	4.125
40,000	CGS403U040X4C	0.010	18.1	3.000	4.125
43,000	CGS433U040X5C	0.020	13.8	3.000	5.125
47,000	CGS473U040V3C	0.014	11.0	2.000	3.125
47,000	CGS473U040W4C	0.010	15.8	2.500	4.125

# Type CGS High-Cap Screw Terminal Aluminum Electrolytic Capacitor

Cap ( $\mu$ F)	Catalog Part Number	Typical Max Ripple		Dia. (Inches)	Length (Inches)
		ESR 120 Hz ( $\Omega$ )	120 Hz +85 °C (A) RMS		
<b>40 WVdc ( 50 Vdc Surge )</b>					
49,000	CGS493U040R5L	0.013	11.0	1.375	5.625
53,000	CGS533U040X5C	0.008	21.5	3.000	5.125
55,000	CGS553U040W5L	0.011	16.9	2.500	5.625
61,000	CGS613U040U4C	0.011	11.4	1.750	4.125
68,000	CGS683U040X4C	0.012	16.0	3.000	4.125
71,000	CGS713U040V4C	0.010	14.0	2.000	4.125
78,000	CGS783U040X6L	0.009	22.7	3.000	6.625
110,000	CGS114U040V5L	0.007	18.6	2.000	5.625
120,000	CGS124U040W4C	0.006	20.0	2.500	4.125
150,000	CGS154U040X5L	0.003	36.6	3.000	5.625
150,000	CGS154ULX5L3PD	0.003	30.0	3.000	5.625
180,000	CGS184U040W5L	0.005	27.0	2.500	5.625
230,000	CGS234U040X5C	0.004	29.5	3.000	5.125
260,000	CGS264U040X5L	0.004	32.1	3.000	5.625
280,000	CGS284U040X5R	0.004	32.7	3.000	5.875
430,000	CGS434U040X8L	0.003	45.6	3.000	8.625
<b>50 WVdc ( 65 Vdc Surge )</b>					
1,600	CGS162U050R2C	0.048	3.9	1.375	2.125
2,200	CGS222U050R2C	0.044	4.1	1.375	2.125
2,900	CGS292U050R3C	0.03	5.7	1.375	3.125
3,000	CGS302U050R2C	0.04	4.3	1.375	2.125
3,300	CGS332U050R2C	0.182	2.0	1.375	2.125
4,100	CGS412U050R3C	0.022	7.6	1.375	3.125
4,300	CGS432U050R4C	0.022	7.6	1.375	4.125
4,900	CGS492U050R3L	0.023	7.0	1.375	3.625
5,000	CGS502U050R3C	0.026	6.1	1.375	3.125
5,700	CGS572U050R3C	0.096	3.2	1.375	3.125
6,100	CGS612U050R4C	0.02	7.9	1.375	4.125
6,500	CGS652U050V3C	0.025	7.9	2.000	3.125
6,700	CGS672U050R3L	0.022	7.2	1.375	3.625
6,800	CGS682U050R3C	0.024	6.4	1.375	3.125
7,500	CGS752U050R4C	0.019	8.1	1.375	4.125
8,000	CGS802U050V2C	0.043	5.2	2.000	2.125
9,600	CGS962U050R2C	0.036	5.6	1.375	2.125
9,600	CGS962U050V4C	0.018	10.3	2.000	4.125
10,000	CGS103U050R4C	0.017	8.5	1.375	4.125
10,000	CGS103U050V2C	0.049	4.9	2.000	2.125
12,000	CGS123U050R5L	0.014	10.7	1.375	5.625
13,000	CGS133U050R2L	0.027	6.7	1.375	2.625
13,000	CGS133U050R3C	0.031	6.2	1.375	3.125
13,000	CGS133U050V3C	0.029	7.3	2.000	3.125
14,000	CGS143U050V5L	0.031	7.1	2.000	5.625
14,500	CGS1452U050V3C	0.022	7.3	2.000	3.125
15,000	CGS153U050V4C	0.019	10.0	2.000	4.125
17,000	CGS173U050R3C	0.022	7.5	1.375	3.125
18,000	CGS183U050V3C	0.034	6.8	2.000	3.125
20,000	CGS203U050R4C	0.019	8.2	1.375	4.125
20,000	CGS203U050V4C	0.021	9.5	2.000	4.125
20,000	CGS203U050V5L	0.014	13.2	2.000	5.625
24,000	CGS243U050W3C	0.014	12.1	2.500	3.125
25,000	CGS253U050R4C	0.016	8.9	1.375	4.125
25,000	CGS253U050U4C	0.021	9.8	1.750	4.125
25,000	CGS253U050W4C	0.024	10.2	2.500	4.125
27,000	CGS273U050V4C	0.022	9.3	2.000	4.125
28,000	CGS283U050V5C	0.018	11.4	2.000	5.125
30,000	CGS303U050V5L	0.016	12.4	2.000	5.625
31,000	CGS313U050W4C	0.028	9.6	2.500	4.125
33,000	CGS333U050W4C	0.025	10.0	2.500	4.125
35,000	CGS353U050V3C	0.016	10.5	2.000	3.125
37,000	CGS373U050R5L	0.012	11.8	1.375	5.625
41,000	CGS413U050X4L	0.009	19.2	3.000	4.625
43,000	CGS433U050X5C	0.023	12.7	3.000	5.125
45,000	CGS453U050U4C	0.012	11.0	1.750	4.125

Cap ( $\mu$ F)	Catalog Part Number	Typical Max Ripple		Dia. (Inches)	Length (Inches)
		ESR 120 Hz ( $\Omega$ )	120 Hz +85 °C (A) RMS		
<b>50 WVdc (65 Vdc Surge )</b>					
48,000	CGS483U050X4C	0.012	16.2	3.0	4.125
50,000	CGS503U050W5L	0.008	20.4	2.5	5.625
51,000	CGS513U050X5R	0.010	18.4	3.0	5.875
53,000	CGS533U050V4C	0.011	13.3	2.0	4.125
56,000	CGS563U050X3L	0.005	23.1	3.0	3.625
60,000	CGS603U050X5C	0.010	19.8	3.0	5.125
68,000	CGS683U050X4C	0.017	15.0	3.0	4.125
70,000	CGS703U050X5L	0.016	15.7	3.0	5.625
79,000	CGS793U050V5L	0.008	17.7	2.0	5.625
82,000	CGS823U050X4C	0.004	29.2	3.0	4.125
87,000	CGS873U050W4C	0.007	19.1	2.5	4.125
100,000	CGS104U050X8L	0.007	29.3	3.0	8.625
120,000	CGS124U050X5L	0.003	36.6	3.0	5.625
120,000	CGS124UNX5L3PD	0.003	30.0	3.0	5.625
130,000	CGS134U050W5L	0.005	25.8	2.5	5.625
190,000	CGS194U050X5L	0.004	31.0	3.0	5.625
210,000	CGS214U050X5R	0.004	31.6	3.0	5.875
320,000	CGS324U050X8L	0.006	30.7	3.0	8.625
<b>63 WVdc ( 75 Vdc Surge )</b>					
6,100	CGS612U063R2C	0.043	5.0	1.375	2.125
8,900	CGS892U063R2L	0.032	6.0	1.375	2.625
12,000	CGS123U063R3C	0.027	6.7	1.375	3.125
14,000	CGS143U063R4C	0.019	8.1	1.375	4.125
19,000	CGS193U063V3C	0.021	9.2	2.000	3.125
20,000	CGS203U063R5L	0.015	9.3	1.375	5.625
28,000	CGS283U063U4C	0.014	10.3	1.750	4.125
36,000	CGS363U063V4C	0.014	11.5	2.000	4.125
56,000	CGS553U063V5L	0.010	14.6	2.000	5.625
60,000	CGS603U063W4C	0.010	15.6	2.500	4.125
89,000	CGS893U063W5L	0.010	18.0	2.500	5.625
91,000	CGS913U063W5L	0.007	20.0	2.500	5.625
120,000	CGS124U063X5C	0.007	21.3	3.000	5.125
140,000	CGS144U063X5L	0.007	23.2	3.000	5.625
150,000	CGS154U063X5R	0.007	23.7	3.000	5.875
210,000	CGS214U063X8L	0.012	21.3	3.000	8.625
<b>75 WVdc ( 95 Vdc Surge )</b>					
820	CGS821U075R2C	0.591	1.1	1.375	2.125
1,500	CGS152U075R3C	0.041	4.9	1.375	3.125
2,100	CGS212U075R3C	0.036	5.3	1.375	3.125
2,200	CGS222U075R2C	0.041	4.2	1.375	2.125
2,300	CGS232U075R4C	0.028	6.6	1.375	4.125
2,500	CGS252U075R4C	0.096	3.2	1.375	4.125
2,900	CGS292U075R3C	0.032	5.6	1.375	3.125
3,300	CGS332U075R3C	0.120	2.9	1.375	3.125
4,200	CGS422U075R4C	0.023	7.4	1.375	4.125
4,800	CGS482U075R3C	0.031	6.7	1.375	3.125
4,800	CGS482U075V3C	0.030	7.2	2.000	3.125
5,000	CGS502U075R2C	0.058	4.4	1.375	2.125
5,600	CGS562U075R4C	0.021	7.8	1.375	4.125
6,300	CGS632U075R5L	0.017	9.8	1.375	5.625
7,000	CGS702U075R2L	0.044	5.3	1.375	2.625
7,100	CGS712U075V4C	0.022	9.5	2.000	4.125
7,300	CGS732U075V3C	0.078	4.5	2.000	3.125
7,500	CGS752U075V5L	0.017	12.3	2.000	5.625
9,000	CGS902U075R3C	0.036	5.9	1.375	3.125
10,000	CGS103U075R3C	0.029	5.8	1.375	3.125
10,000	CGS103U075V3C	0.041	6.2	2.000	3.125
10,000	CGS103U075V4C	0.024	9.0	2.000	4.125
12,000	CGS123U075R4C	0.021	7.6	1.375	4.125
12,000	CGS123U075V4C	0.026	8.7	2.000	4.125
13,000	CGS133U075R4C	0.026	7.2	1.375	4.125

# Type CGS High-Cap Screw Terminal Aluminum Electrolytic Capacitor

Cap ( $\mu$ F)	Catalog Part Number	Typical Max Ripple		Dia. (Inches)	Length (Inches)
		ESR 120 Hz ( $\Omega$ )	120 Hz +85 °C (A) RMS		
<b>75 WVdc (95 Vdc Surge )</b>					
15,000	CGS153U075V5L	0.018	11.9	2.000	5.625
17,000	CGS173U075W4C	0.033	8.8	2.500	4.125
17,000	CGS173U075X4C	0.033	9.8	3.000	4.125
18,000	CGS183U075V3C	0.023	8.9	2.000	3.125
18,000	CGS183U075V4C	0.009	14.5	2.000	4.125
19,000	CGS193U075R5L	0.019	7.8	1.375	5.625
23,000	CGS233U075U4C	0.017	9.8	1.750	4.125
25,000	CGS253U075W5L	0.024	11.7	2.500	5.625
25,000	CGS253U075X4C	0.014	15.0	3.000	4.125
26,000	CGS263U075V4C	0.028	10.3	2.000	4.125
26,000	CGS263U075X5R	0.037	10.6	3.000	5.875
27,000	CGS273U075V4C	0.016	11.0	2.000	4.125
27,000	CGS273U075X3L	0.019	12.5	3.000	3.625
33,000	CGS333U075X4C	0.019	12.7	3.000	4.125
37,000	CGS373U075V5L	0.011	16.4	2.000	5.625
37,000	CGS373U075X5L	0.010	19.7	3.000	5.625
41,000	CGS413U075V5L	0.011	14.6	2.000	5.625
45,000	CGS453U075W4C	0.012	14.7	2.500	4.125
55,000	CGS553U075X8L	0.008	27.4	3.000	8.625
68,000	CGS683U075W5L	0.008	20.0	2.500	5.625
68,000	CGS683U075X5L	0.005	30.0	3.000	5.625
90,000	CGS903U075X5C	0.008	21.3	3.000	5.125
100,000	CGS104U075X5L	0.007	23.2	3.000	5.625
110,000	CGS114U075X5R	0.007	23.7	3.000	5.875
140,000	CGS144U075X8L	0.012	21.3	3.000	8.625
<b>100 WVdc (125 Vdc Surge )</b>					
850	CGS851U100R2C	0.120	2.5	1.375	2.125
1,200	CGS122U100R3C	0.062	3.5	1.375	3.125
1,700	CGS172U100R3C	0.069	3.8	1.375	3.125
2,400	CGS242U100R4C	0.050	5.0	1.375	4.125
3,100	CGS312U100R2C	0.068	4.0	1.375	2.125
3,100	CGS312U100R5C	0.036	6.4	1.375	5.125
4,000	CGS402U100R4C	0.031	6.2	1.375	4.125
4,000	CGS402U100V4C	0.036	7.3	2.000	4.125
4,500	CGS452U100R2L	0.051	4.8	1.375	2.625
5,900	CGS592U100R3C	0.042	5.4	1.375	3.125
6,000	CGS602U100V4C	0.033	7.6	2.000	4.125
8,600	CGS862U100R4C	0.029	6.5	1.375	4.125
9,000	CGS902U100V5L	0.024	10.2	2.000	5.625
10,000	CGS103U100W4C	0.040	8.0	2.500	4.125
12,000	CGS123U100V3C	0.026	7.7	2.000	3.125
13,000	CGS133U100R5L	0.024	7.2	1.375	5.625
15,000	CGS153U100V4C	0.036	7.3	2.000	4.125
15,000	CGS153U100W5L	0.043	8.6	2.500	5.625
15,000	CGS153U100X4C	0.051	7.9	3.000	4.125
16,000	CGS163U100U4C	0.019	8.9	1.750	4.125
18,000	CGS183U100V4C	0.018	10.5	2.000	4.125
28,000	CGS283U100V5L	0.012	14.0	2.000	4.625
30,000	CGS303U100W4C	0.011	15.2	2.500	4.125
33,000	CGS333U100X8L	0.009	25.0	3.000	8.625
39,000	CGS393U100X5R	0.011	15.8	3.000	5.875
45,000	CGS453U100W5L	0.010	18.1	3.000	4.125
46,000	CGS463U100W5L	0.008	20.1	2.500	5.625
60,000	CGS603U100X5C	0.009	20.6	3.000	5.125
68,000	CGS683U100X5L	0.008	22.5	3.000	5.625
74,000	CGS743U100X5R	0.007	23.3	3.000	5.875
96,000	CGS963U100X8L	0.013	20.9	3.000	8.625
<b>150 WVdc (175 Vdc Surge )</b>					
400	CGS401U150R2C	0.137	2.3	1.375	2.125
720	CGS721U150R3C	0.063	3.5	1.375	3.125

Cap ( $\mu$ F)	Catalog Part Number	Typical Max Ripple		Dia. (Inches)	Length (Inches)
		ESR 120 Hz ( $\Omega$ )	120 Hz +85 °C (A) RMS		
<b>150 WVdc (175 Vdc Surge )</b>					
950	CGS951U150R3C	0.087	3.4	1.375	3.125
1,100	CGS112U150R2C	0.102	3.2	1.375	2.125
1,100	CGS112U150R4C	0.064	4.4	1.375	4.125
1,600	CGS162U150R2L	0.071	3.8	1.375	2.625
2,100	CGS212U150R3C	0.074	4.3	1.375	3.125
2,400	CGS242U150V3C	0.117	3.7	2.000	3.125
3,100	CGS312U150R4C	0.038	5.8	1.375	4.125
3,300	CGS332U150V5C	0.032	8.4	2.000	5.125
3,500	CGS352U150V5L	0.031	11.4	2.000	5.625
4,400	CGS442U150V3C	0.032	7.0	2.000	3.125
4,700	CGS472U150R5L	0.026	7.9	1.375	5.625
4,800	CGS482U150W4L	0.030	9.5	2.500	4.625
5,300	CGS532U150U4C	0.023	8.3	1.750	4.125
5,700	CGS572U150X4C	0.037	9.3	3.000	4.125
6,200	CGS622U150W5L	0.025	11.4	2.500	5.625
6,700	CGS672U150U4C	0.022	9.4	2.000	4.125
7,700	CGS772U150X5C	0.029	11.3	3.000	5.125
8,700	CGS872U150X5R	0.027	12.5	3.000	5.875
10,000	CGS103U150V5L	0.015	12.7	2.000	5.625
10,000	CGS103U150X5C	0.034	10.4	3.000	5.125
11,000	CGS113U150W4C	0.017	12.1	2.500	4.125
12,000	CGS123U150V5L	0.014	16.5	2.000	5.625
12,000	CGS123U150X5L	0.013	17.8	3.000	5.625
17,000	CGS173U150W5L	0.020	12.7	2.500	5.625
22,000	CGS223U150X5C	0.015	15.6	3.000	5.125
25,000	CGS253U150X5L	0.012	18.4	3.000	5.625
26,000	CGS263U150X5R	0.011	19.1	3.000	5.875
43,000	CGS433U150X8L	0.014	19.9	3.000	8.625
<b>200 WVdc (250 Vdc Surge )</b>					
590	CGS591T200R3C	0.151	2.6	1.375	3.125
800	CGS801T200R2C	0.102	2.7	1.375	2.125
1,000	CGS102T200R4C	0.113	3.2	1.375	4.125
1,000	CGS102T200V2C	0.097	3.6	2.000	2.125
1,200	CGS122T200R2L	0.071	3.5	1.375	2.625
1,400	CGS142T200V3C	0.081	4.4	2.000	3.125
1,500	CGS152T200R3C	0.054	4.3	1.375	3.125
1,600	CGS162T200V3C	0.074	4.6	2.000	3.125
2,000	CGS202T200V4C	0.057	5.8	2.000	4.12
2,200	CGS222T200R4C	0.038	5.8	1.375	4.125
2,200	CGS222T200V4C	0.054	6.0	2.000	4.125
2,700	CGS272T200V4C	0.048	6.4	2.000	4.125
3,100	CGS312T200V3C	0.032	7.0	2.000	3.125
3,300	CGS332T200R5L	0.026	7.9	1.375	5.625
3,300	CGS332T200W4C	0.060	6.5	2.500	4.125
3,400	CGS342T200W4C	0.076	5.8	2.500	4.125
3,600	CGS362T200V4C	0.042	6.7	2.000	4.125
4,000	CGS402T200U4C	0.023	8.3	1.750	4.125
4,000	CGS402T200V3C	0.062	5.0	2.000	3.125
4,000	CGS402T200W4C	0.055	6.8	2.500	4.125
4,600	CGS462T200X4C	0.047	8.2	3.000	4.125
4,700	CGS472T200V4C	0.021	9.4	2.000	5.625
4,800	CGS482T200V4C	0.042	6.8	2.000	4.125
5,000	CGS502T200W5C	0.036	9.2	2.500	5.125
5,200	CGS522T200V5L	0.021	11.0	2.000	5.625
5,400	CGS542T200X4L	0.021	12.6	3.000	4.625
5,500	CGS552T200X4C	0.027	10.9	3.000	4.125
6,200	CGS622T200X4C	0.039	9.0	3.000	4.125
7,200	CGS722T200V5L	0.019	11.5	2.000	5.625
7,400	CGS742T200X5L	0.018	15.0	3.000	5.625
7,700	CGS772T200X5L	0.018	15.0	3.000	5.625
7,800	CGS782T200W4C	0.017	12.1	2.500	4.125
9,400	CGS942T200X4C	0.021	12.1	3.000	4.125
12,000	CGS123T200W5L	0.013	16.0	2.500	5.625

# Type CGS High-Cap Screw Terminal Aluminum Electrolytic Capacitor

Cap (µF)	Catalog Part Number	Typical Max Ripple			
		ESR 120 Hz (Ω)	+85 °C 120 Hz (A) RMS	Dia. (Inches)	Length (Inches)
<b>200 WVdc (250 Vdc Surge )</b>					
14,000	CGS143T200X5L	0.015	16.1	3	5.625
16,000	CGS163T200X5C	0.015	15.6	3	5.125
18,000	CGS183T200X5L	0.016	15.9	3	5.625
19,000	CGS193T200X5R	0.011	19.1	3	5.875
25,000	CGS253T200X8L	0.015	19.9	3	8.625
30,000	CGS303T200X8L	0.011	22.7	3	8.625
<b>250 WVdc (300 Vdc Surge )</b>					
200	CGS201T250R2C	0.241	1.7	1.375	2.125
250	CGS251T250R2C	0.278	1.6	1.375	2.125
470	CGS471T250R3C	0.439	1.5	1.375	3.125
550	CGS551T250R4C	0.098	3.6	1.375	4.125
620	CGS621T250R2C	0.137	2.3	1.375	2.125
720	CGS721T250R4C	0.110	3.4	1.375	4.125
900	CGS901T250R2L	0.095	3.0	1.375	2.625
1,000	CGS102T250R5L	0.078	4.6	1.375	5.625
1,200	CGS122T250R3C	0.073	3.7	1.375	3.125
1,200	CGS122T250V3C	0.080	4.4	2.000	3.125
1,700	CGS172T250R4C	0.050	5.0	1.375	4.125
1,700	CGS172T250V2L	0.070	4.4	2.000	2.625
1,700	CGS172T250V4C	0.057	5.8	2.000	4.125
1,900	CGS192T250V5L	0.105	4.9	2.000	5.625
1,900	CGS192T250W4C	0.078	6.6	2.500	4.125
2,500	CGS252T250V5L	0.041	7.8	2.000	5.625
2,600	CGS262T250R5L	0.035	6.9	1.375	5.625
2,800	CGS282T250V4C	0.046	6.5	2.000	4.125
2,900	CGS292T250V3L	0.041	6.5	2.000	3.625
2,900	CGS292T250W4L	0.043	8.0	2.500	4.625
2,900	CGS292T250X4C	0.050	8.0	3.000	4.125
3,100	CGS312T250U4C	0.030	7.3	1.750	4.125
3,700	CGS372T250V4C	0.027	8.4	2.000	4.125
4,100	CGS412T250V4L	0.029	8.5	2.000	4.625
4,100	CGS412T250V5L	0.021	10.7	2.000	5.625
4,200	CGS422T250W5L	0.023	11.9	2.500	5.625
5,600	CGS562T250V5L	0.019	11.3	2.000	5.625
6,000	CGS602T250V5L	0.022	10.1	2.000	5.625
6,000	CGS602T250W4C	0.022	10.6	2.500	4.125
6,000	CGS602T250X5L	0.047	9.2	3.000	5.625
7,200	CGS722T250X4C	0.023	11.7	3.000	4.125
7,400	CGS742T250X3L	0.026	10.5	3.000	3.625
9,000	CGS902T250W5L	0.016	10.4	2.500	5.625
9,200	CGS922T250W5L	0.015	14.6	2.500	5.625
10,000	CGS103T250X4L	0.020	13.0	3.000	4.625
10,000	CGS103T250X5L	0.016	15.6	3.000	5.625
12,000	CGS123T250X5C	0.017	14.6	3.000	5.125
13,000	CGS133T250X5L	0.017	14.0	3.000	5.625
14,000	CGS143T250X5L	0.013	17.3	3.000	5.625
15,000	CGS153T250X5R	0.013	17.9	3.000	5.875
19,000	CGS193T250X8L	0.016	18.8	3.000	8.625
22,000	CGS223T250X8L	0.010	23.8	3.000	8.625
<b>300 WVdc (350 Vdc Surge )</b>					
430	CGS431T300R2C	0.228	1.8	1.375	2.125
620	CGS621T300R2L	0.158	2.3	1.375	2.625
810	CGS811T300R3C	0.122	2.9	1.375	3.125
1,200	CGS122T300R4C	0.083	3.9	1.375	4.125
1,500	CGS152T300W4C	0.107	4.9	2.500	4.125
1,600	CGS162T300V3C	0.067	4.8	2.000	3.125
1,800	CGS182T300R5L	0.057	5.4	1.375	5.625
2,000	CGS202T300U4C	0.053	5.5	1.750	4.125
2,500	CGS252T300V4C	0.044	6.6	2.000	4.125
3,500	CGS352T300X5L	0.066	7.8	3.000	5.625

Cap (µF)	Catalog Part Number	Typical Max Ripple			
		ESR 120 Hz (Ω)	+85 °C 120 Hz (A) RMS	Dia. (Inches)	Length (Inches)
<b>300 WVdc ( 350 Vdc Surge )</b>					
3,800	CGS382T300V5L	0.030	9.0	2.000	5.625
4,000	CGS402T300X5L	0.058	8.3	3.000	5.625
4,100	CGS412T300W4C	0.027	9.6	2.500	4.125
6,000	CGS602T300X8L	0.022	15.9	3.000	8.625
6,200	CGS622T300W5L	0.029	10.6	3.000	4.125
6,300	CGS632T300W5L	0.018	13.3	2.500	5.625
8,300	CGS832T300X5C	0.022	13.1	3.000	5.125
9,400	CGS942T300X5L	0.019	14.4	3.000	5.625
10,000	CGS103T300X5R	0.018	14.9	3.000	5.875
15,000	CGS153T300X8L	0.015	19.8	3.000	8.625
<b>350 WVdc ( 400 Vdc Surge )</b>					
130	CGS131T350R2C	0.683	1.0	1.375	2.125
250	CGS251T350R3C	0.478	1.4	1.375	3.125
330	CGS331T350R2C	0.297	1.6	1.375	2.125
380	CGS381T350R4C	0.318	2.0	1.375	4.125
480	CGS481T350R2L	0.206	2.0	1.375	2.625
620	CGS621T350R3C	0.158	2.5	1.375	3.125
650	CGS651T350V3C	0.212	2.7	2.000	3.125
800	CGS801T350V4C	0.170	3.4	2.000	4.125
920	CGS921T350R4C	0.108	3.4	1.375	4.125
1,000	CGS102T350R4C	0.111	3.3	1.375	4.125
1,000	CGS102T350V2L	0.145	3.0	2.000	2.625
1,000	CGS102T350V4C	0.140	3.7	2.000	4.125
1,300	CGS132T350V3C	0.085	4.3	2.000	3.125
1,300	CGS132T350V5L	0.108	4.8	2.000	5.625
1,400	CGS142T350R5L	0.074	4.7	1.375	5.625
1,500	CGS152T350U4C	0.068	4.9	1.750	4.125
1,500	CGS152T350W4C	0.123	4.5	2.500	4.125
1,600	CGS162T350V4C	0.099	5.2	2.000	4.125
1,900	CGS192T350V4C	0.056	5.9	2.000	4.125
2,100	CGS212T350X4C	0.067	5.4	3.000	4.125
2,200	CGS222T350W5L	0.063	7.2	2.500	5.625
2,400	CGS242T350V4L	0.061	5.8	2.000	4.625
2,400	CGS242T350V5L	0.040	7.9	2.000	5.625
2,700	CGS272T350W3L	0.058	6.3	2.000	3.625
2,900	CGS292T350V5L	0.037	8.0	2.000	5.625
3,000	CGS302T350X5R	0.048	9.3	3.000	5.875
3,200	CGS322T350W4C	0.039	8.0	2.500	4.125
3,300	CGS332T350V5L	0.038	8.1	2.000	5.625
3,300	CGS332T350X5L	0.044	9.5	3.000	5.625
3,400	CGS342T350X5L	0.043	9.6	3.000	5.625
3,800	CGS382T350W4L	0.042	8.1	2.500	4.625
4,000	CGS402T350X3L	0.045	8.0	3.000	3.625
4,200	CGS422T350X4C	0.035	9.4	3.000	4.125
4,800	CGS482T350W5L	0.026	11.1	2.500	5.625
6,300	CGS632T350X5L	0.025	12.7	3.000	5.625
6,400	CGS642T350X5C	0.025	12.2	3.000	5.125
7,200	CGS722T350X5L	0.022	13.3	3.000	5.625
7,300	CGS732T350X5L	0.022	11.7	3.000	5.625
7,900	CGS792T350X5R	0.020	13.9	3.000	5.875
10,000	CGS103T350X8L	0.021	16.6	3.000	8.625
12,000	CGS123T350X8L	0.017	18.4	3.000	8.625
<b>400 WVdc ( 450 Vdc Surge )</b>					
290	CGS291T400R2C	0.320	1.5	1.375	2.125
420	CGS421T400R2L	0.222	2.0	1.375	2.625
550	CGS551T400R3C	0.170	2.4	1.375	3.125
780	CGS781T400V4C	0.114	4.1	2.000	4.125
810	CGS811T400R4C	0.116	3.3	1.375	4.125
1,100	CGS112T400V3C	0.091	4.1	2.000	3.125
1,200	CGS122T400R5L	0.079	4.6	1.375	5.625
1,300	CGS132T400U4C	0.073	4.7	1.750	4.125

# Type CGS High-Cap Screw Terminal Aluminum Electrolytic Capacitor

Cap ( $\mu$ F)	Catalog Part Number	Typical Max Ripple		Dia. (Inches)	Length (Inches)
		ESR 120 Hz ( $\Omega$ )	120 Hz +85 °C (A) RMS		
<b>400 WVdc ( 450 Vdc Surge )</b>					
1,700	CGS172T400V4C	0.060	5.7	2.0	4.125
2,600	CGS262T400V5L	0.040	7.8	2.0	5.625
2,800	CGS282T400W4C	0.042	7.8	2.5	4.125
4,200	CGS422T400W5L	0.035	9.6	3.0	4.125
4,300	CGS432T400W5L	0.028	10.8	2.5	5.625
5,700	CGS572T400X5C	0.026	11.9	3.0	5.125
6,400	CGS642T400X5L	0.024	13.0	3.0	5.625
7,000	CGS702T400X5R	0.022	13.5	3.0	5.875
11,000	CGS113T400X8L	0.015	19.8	3.0	8.265
<b>450 WVdc ( 525 Vdc Surge )</b>					
75	CGS750T450R2C	0.835	0.9	1.375	2.125
100	CGS101T450R2C	0.737	1.0	1.375	2.125
140	CGS141T450R3C	0.496	1.4	1.375	3.125
170	CGS171T450R3C	0.456	1.5	1.375	3.125
210	CGS211T450R4C	0.332	1.9	1.375	4.125
240	CGS241T450R2C	0.416	1.3	1.375	2.125
250	CGS251T450R4C	0.308	2.0	1.375	4.125
320	CGS321T450V3C	0.253	2.5	2.000	3.125
350	CGS351T450R2L	0.288	1.7	1.375	2.625
350	CGS351T450R5C	0.226	3.2	1.375	5.125
400	CGS401T450R5L	0.198	2.9	1.375	5.625
450	CGS451T450V3C	0.188	2.9	2.000	3.125
460	CGS461T450R3C	0.221	2.1	1.375	3.125
480	CGS481T450V4C	0.171	3.4	2.000	4.125
620	CGS621T450V2L	0.201	2.6	2.000	2.625
650	CGS651T450V4C	0.154	3.7	2.000	4.125
680	CGS681T450R4C	0.151	2.9	1.375	4.125
800	CGS801T450V4L	0.108	4.4	2.000	4.625
930	CGS931T450V3C	0.116	3.7	2.000	3.125
970	CGS971T450V4C	0.096	4.5	2.000	4.125
1,000	CGS102T450R5L	0.103	4.0	1.375	5.625
1,000	CGS102T450V3L	0.100	4.1	2.000	3.625
1,000	CGS102T450W4C	0.082	5.5	2.500	4.125
1,100	CGS112T450U4C	0.094	4.1	1.750	4.125
1,100	CGS112T450X4C	0.076	6.5	3.000	4.125
1,400	CGS142T450V4C	0.076	5.0	2.000	4.125
1,400	CGS142T450V4L	0.069	5.5	2.000	4.625
1,400	CGS142T450V5L	0.059	6.5	2.000	5.625
1,400	CGS142T450W5C	0.060	7.1	2.500	5.125
1,500	CGS152T450X4C	0.059	7.4	3.000	4.125
1,500	CGS152T450X5C	0.057	8.1	3.000	5.125
1,700	CGS172T450W3L	0.063	6.0	2.500	3.625
1,800	CGS182T450V5L	0.054	5.4	2.000	5.625
1,800	CGS182T450X5R	0.048	9.3	3.000	5.875
1,900	CGS192T450X5L	0.052	7.6	3.000	5.625
2,000	CGS202T450X5C	0.045	9.1	3.000	5.125
2,200	CGS222T450V5L	0.051	6.9	2.000	5.625
2,200	CGS222T450X4C	0.045	8.4	3.000	4.125
2,300	CGS232T450W4C	0.052	7.0	2.500	4.125
2,400	CGS242T450W4C	0.048	7.2	2.500	4.125
2,400	CGS242T450W4L	0.055	7.1	2.500	4.625
2,400	CGS242T450X5L	0.038	10.3	3.000	5.625

Cap ( $\mu$ F)	Catalog Part Number	Typical Max Ripple		Dia. (Inches)	Length (Inches)
		ESR 120 Hz ( $\Omega$ )	120 Hz +85 °C (A) RMS		
<b>450 WVdc ( 525 Vdc Surge )</b>					
2,500	CGS252T450X3L	0.058	7.0	3.0	3.625
3,100	CGS312T450W5L	0.043	7.2	2.5	5.625
3,300	CGS332T450X5L	0.031	11.4	3.0	5.625
3,500	CGS352T450W5L	0.042	8.8	3.0	4.125
3,600	CGS362T450W5L	0.035	9.7	2.5	5.625
3,600	CGS362T450X4L	0.041	9.2	3.0	4.625
4,600	CGS462T450X5L	0.032	9.6	3.0	5.625
4,700	CGS472T450X5C	0.031	10.9	3.0	5.125
5,300	CGS532T450X5L	0.028	12.0	3.0	5.625
5,800	CGS582T450X5R	0.026	12.4	3.0	5.875
7,700	CGS772T450X8L	0.020	16.7	3.0	8.625
9,000	CGS902T450X8L	0.017	18.2	3.0	8.625
<b>500 WVdc ( 550 Vdc Surge )</b>					
160	CGS161T500R2C	0.610	1.1	1.375	2.125
240	CGS241T500R2L	0.422	1.4	1.375	2.625
240	CGS241T500U2C	0.416	1.6	1.750	2.125
310	CGS311T500R3C	0.323	1.8	1.375	3.125
310	CGS311T500V2C	0.322	2.0	2.000	2.125
361	CGS361T500U2L	0.282	2.1	1.750	2.625
380	CGS381T500R3L	0.262	2.1	1.375	3.625
450	CGS451T500R4C	0.220	2.4	1.375	4.125
460	CGS461T500V2L	0.225	2.6	2.000	2.625
530	CGS531T500R4L	0.190	2.7	1.375	4.625
600	CGS601T500R5C	0.167	3.0	1.375	5.125
620	CGS621T500U3L	0.164	3.2	1.750	3.625
620	CGS621T500V3C	0.165	3.2	2.000	3.125
670	CGS671T500R5L	0.150	3.5	1.375	5.625
750	CGS751T500U4C	0.136	3.6	1.750	4.125
790	CGS791T500V3L	0.131	3.8	2.000	3.625
880	CGS881T500U4L	0.116	4.1	1.750	4.625
950	CGS951T500V4C	0.108	4.4	2.000	4.125
1000	CGS102T500U5C	0.101	4.6	1.750	5.125
1000	CGS102T500W3C	0.101	4.7	2.500	3.125
1100	CGS112T500U5L	0.089	5.1	1.750	5.625
1100	CGS112T500V4L	0.092	5.0	2.000	4.625
1300	CGS132T500V5C	0.081	5.6	2.000	5.125
1300	CGS132T500W3L	0.080	5.6	2.500	3.625
1500	CGS152T500V5L	0.072	6.1	2.000	5.625
1600	CGS162T500W4C	0.066	6.5	2.500	4.125
1800	CGS182T500W4L	0.057	7.3	2.500	4.625
1900	CGS192T500X3L	0.057	7.5	3.000	3.625
2100	CGS212T500W5C	0.049	8.2	2.500	5.125
2300	CGS232T500X4C	0.047	8.7	3.000	4.125
2400	CGS242T500W5L	0.044	9.0	2.500	5.625
2700	CGS272T500Y3L	0.041	9.8	3.500	3.625
2800	CGS282T500X4L	0.040	9.8	3.000	4.625
3200	CGS322T500X5C	0.035	20.3	3.000	5.125
3300	CGS332T500Y4C	0.034	11.2	3.500	4.125
3500	CGS352T500X5L	0.030	12.1	3.000	5.625
4400	CGS442T500Y5C	0.025	14.1	3.500	5.125
4800	CGS482T500Y5L	0.023	15.2	3.500	5.625
6000	CGS602T500X8L	0.018	18.7	3.000	8.625
8300	CGS832T500Y8L	0.014	23.1	3.500	8.625

# Type CGS High-Cap Screw Terminal Aluminum Electrolytic Capacitor

**Notice and Disclaimer:** All product drawings, descriptions, specifications, statements, information and data (collectively, the "Information") in this datasheet or other publication are subject to change. The customer is responsible for checking, confirming and verifying the extent to which the Information contained in this datasheet or other publication is applicable to an order at the time the order is placed. All Information given herein is believed to be accurate and reliable, but it is presented without any guarantee, warranty, representation or responsibility of any kind, expressed or implied. Statements of suitability for certain applications are based on the knowledge that the Cornell Dubilier company providing such statements ("Cornell Dubilier") has of operating conditions that such Cornell Dubilier company regards as typical for such applications, but are not intended to constitute any guarantee, warranty or representation regarding any such matter – and Cornell Dubilier specifically and expressly disclaims any guarantee, warranty or representation concerning the suitability for a specific customer application, use, storage, transportation, or operating environment. The Information is intended for use only by customers who have the requisite experience and capability to determine the correct products for their application. Any technical advice inferred from this Information or otherwise provided by Cornell Dubilier with reference to the use of any Cornell Dubilier products is given gratis (unless otherwise specified by Cornell Dubilier), and Cornell Dubilier assumes no obligation or liability for the advice given or results obtained. Although Cornell Dubilier strives to apply the most stringent quality and safety standards regarding the design and manufacturing of its products, in light of the current state of the art, isolated component failures may still occur. Accordingly, customer applications which require a high degree of reliability or safety should employ suitable designs or other safeguards (such as installation of protective circuitry or redundancies or other appropriate protective measures) in order to ensure that the failure of an electrical component does not result in a risk of personal injury or property damage. Although all product-related warnings, cautions and notes must be observed, the customer should not assume that all safety measures are indicated in such warnings, cautions and notes, or that other safety measures may not be required.

See Type DCMC for New Designs