




FAST SWITCHING DIODE	Plastic-Encapsulate Diodes																																																		
<p><u>SOD-323</u></p>   <p>Marking :T4</p> 	<p>Features</p> <ul style="list-style-type: none"> • Fast Switching Speed • Surface Mount Package Ideally Suited for Automatic Insertion • For General Purpose Switching Applications • High Conductance <p>The marking bar indicates the cathode Solid dot = Green molding compound device, if none,the normal device.</p>																																																		
<p>Maximum Ratings and Electrical Characteristics, Single Diode @T_a=25°C</p> <table border="1"> <thead> <tr> <th>Parameter</th> <th>Symbol</th> <th>Limit</th> <th>Unit</th> </tr> </thead> <tbody> <tr> <td>Non-Repetitive Peak Reverse Voltage</td> <td>V_{RM}</td> <td>100</td> <td>V</td> </tr> <tr> <td>Peak Repetitive Peak Reverse Voltage</td> <td>V_{RRM}</td> <td rowspan="3">100</td> <td rowspan="3">V</td> </tr> <tr> <td>Working Peak Reverse Voltage</td> <td>V_{RWM}</td> </tr> <tr> <td>DC Blocking Voltage</td> <td>V_R</td> </tr> <tr> <td>RMS Reverse Voltage</td> <td>V_{R(RMS)}</td> <td>71</td> <td>V</td> </tr> <tr> <td>Forward Continuous Current</td> <td>I_{FM}</td> <td>300</td> <td>mA</td> </tr> <tr> <td>Average Rectified Output Current</td> <td>I_O</td> <td>150</td> <td>mA</td> </tr> <tr> <td>Non-Repetitive Peak Forward Surge Current @t=8.3ms</td> <td>I_{FSM}</td> <td>2.0</td> <td>A</td> </tr> <tr> <td>Power Dissipation</td> <td>P_d</td> <td>200</td> <td>mW</td> </tr> <tr> <td>Thermal Resistance from Junction to Ambient</td> <td>R_{θJA}</td> <td>625</td> <td>°C/W</td> </tr> <tr> <td>Junction Temperature</td> <td>T_j</td> <td>150</td> <td>°C</td> </tr> <tr> <td>Storage Temperature</td> <td>T_{STG}</td> <td>-55~+150</td> <td>°C</td> </tr> </tbody> </table>				Parameter	Symbol	Limit	Unit	Non-Repetitive Peak Reverse Voltage	V _{RM}	100	V	Peak Repetitive Peak Reverse Voltage	V _{RRM}	100	V	Working Peak Reverse Voltage	V _{RWM}	DC Blocking Voltage	V _R	RMS Reverse Voltage	V _{R(RMS)}	71	V	Forward Continuous Current	I _{FM}	300	mA	Average Rectified Output Current	I _O	150	mA	Non-Repetitive Peak Forward Surge Current @t=8.3ms	I _{FSM}	2.0	A	Power Dissipation	P _d	200	mW	Thermal Resistance from Junction to Ambient	R _{θJA}	625	°C/W	Junction Temperature	T _j	150	°C	Storage Temperature	T _{STG}	-55~+150	°C
Parameter	Symbol	Limit	Unit																																																
Non-Repetitive Peak Reverse Voltage	V _{RM}	100	V																																																
Peak Repetitive Peak Reverse Voltage	V _{RRM}	100	V																																																
Working Peak Reverse Voltage	V _{RWM}																																																		
DC Blocking Voltage	V _R																																																		
RMS Reverse Voltage	V _{R(RMS)}	71	V																																																
Forward Continuous Current	I _{FM}	300	mA																																																
Average Rectified Output Current	I _O	150	mA																																																
Non-Repetitive Peak Forward Surge Current @t=8.3ms	I _{FSM}	2.0	A																																																
Power Dissipation	P _d	200	mW																																																
Thermal Resistance from Junction to Ambient	R _{θJA}	625	°C/W																																																
Junction Temperature	T _j	150	°C																																																
Storage Temperature	T _{STG}	-55~+150	°C																																																

Electrical Ratings @Ta=25°C

Parameter	Symbol	Min	Typ	Max	Unit	Conditions
Forward voltage	V _{F1}			0.715	V	I _F =1mA
	V _{F2}			0.855	V	I _F =10mA
	V _{F3}			1.0	V	I _F =50mA
	V _{F4}			1.25	V	I _F =150mA
Reverse current	I _{R1}			1	μA	V _R =75V
	I _{R2}			25	nA	V _R =20V
Capacitance between terminals	C _T			2	pF	V _R =0V, f=1MHz
Reverse recovery time	t _{rr}			4	ns	I _F =I _R =10mA I _{rr} =0.1X I _R , R _L =100Ω

SOD-323

