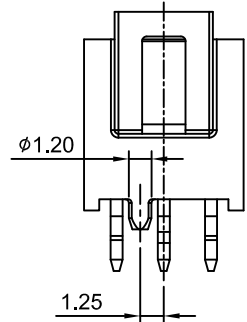
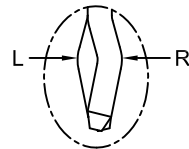
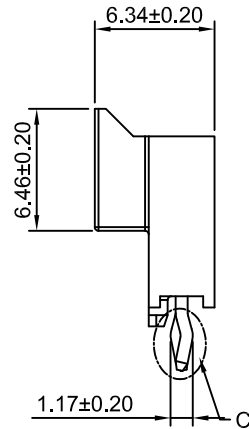


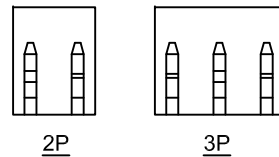
Even Positions
2P.4P.6P.8P



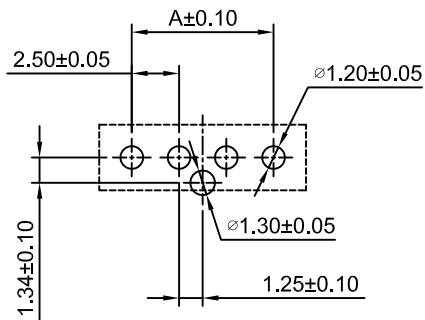
Odd Positions
3P.5P.7P



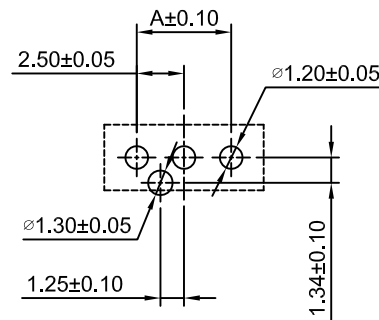
Detail:C
Scale 2:1



4P~8P

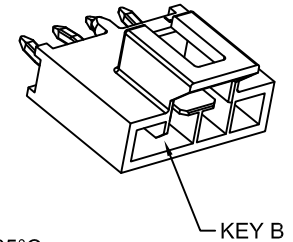
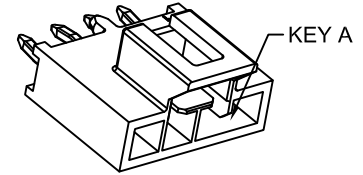


Even Positions
2P.4P.6P.8P



Odd Positions
3P.5P.7P

P.C.B LAYOUT



Ordering Information:
A2509WVA-XP - ***
1 2

1.Part No.
2.Color.
(Blank):Black,KAY A
NAT:Natural,KAY B

SPECIFICATIONS:

Current Rating: 6.5A AC,DC
Voltage Rating: 250V AC,DC
Temperature Range: -40°C ~ +105°C
Contact Resistance: 10mΩ Max
Insulation Resistance: 1000MΩ Min
Withstanding Voltage:1500VAC/minute
Pin Material: Brass/Tin over Nickel
Material: LCP,UL94V-0(Black)

Ordering Information & Dimensions

Circuits	Dimensions(mm)			
	A	B	R	L
2P	2.50	5.94	P1	P2
3P	5.00	8.44	P1.P3	P2
4P	7.50	10.94	P1.P4	P2.P3
5P	10.00	13.44	P1.P5	P2.P4
6P	12.50	15.94	P1.P6	P2.P5
7P	15.00	18.44	P1.P7	P2.P6
8P	17.50	20.94	P1.P8	P2.P7

CJTconn CHANGJIANG CONNECTORS CO.,LTD.

Unit: mm
Scale: 2.5:1
Sheet: 1 of 2

Title :
2.50mm Pitch
180° Single Row Wafer

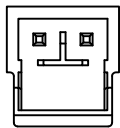
Draw By: Diankui Wan
Approved: Jack Yin

General Tolerance

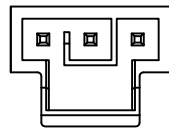
REV	DESCRIPTION	DATE
A1	ADD THE DRAWING OF KEY B	2019.08.12
A0	NEW RELEASE	2018.06.25

PROJECT
x.x±0.25
x.xx±0.20
x.xxx±0.15

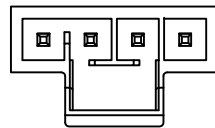
DRAW NO : A2509WVA-XP
REV A1



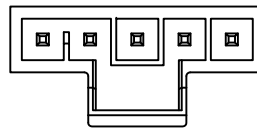
2P
KAY A



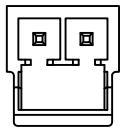
3P
KAY A



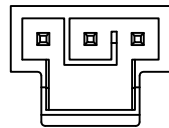
4P
KAY A



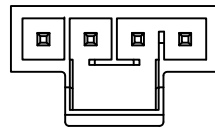
5P
KAY A



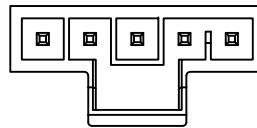
2P
KEY B



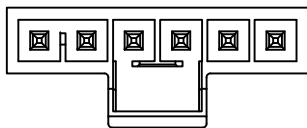
3P
KEY B



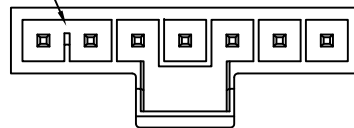
4P
KEY B



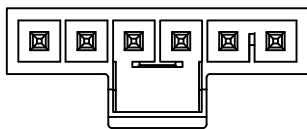
5P
KEY B



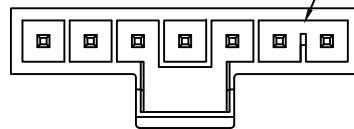
6P
KAY A



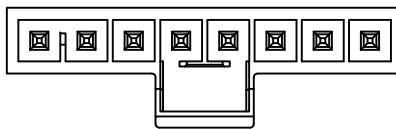
7P
KAY A



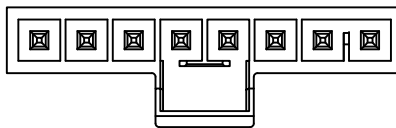
6P
KEY B



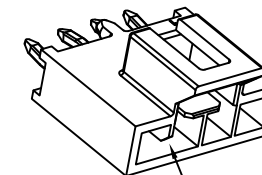
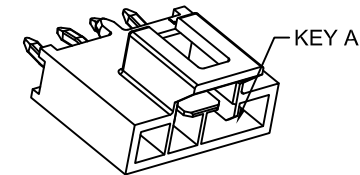
7P
KEY B



8P
KAY A



8P
KEY B



Ordering Information:

A2509WVA-XP - ***

1 2

1.Part No.

2.Color.

(Blank):Black,KAY A

NAT:Natural,KAY B

SPECIFICATIONS:

Current Rating: 6.5A AC,DC

Voltage Rating: 250V AC,DC

Temperature Range: -40°C ~ +105°C

Contact Resistance: 10mΩ Max

Insulation Resistance: 1000MΩ Min

Withstanding Voltage:1500VAC/minute

Pin Material: Brass/Tin over Nickel

Material: LCP,UL94V-0(Black)

Ordering Information & Dimensions

Circuits	Dimensions(mm)			
	A	B	R	L
2P	2.50	5.94	P1	P2
3P	5.00	8.44	P1.P3	P2
4P	7.50	10.94	P1.P4	P2.P3
5P	10.00	13.44	P1.P5	P2.P4
6P	12.50	15.94	P1.P6	P2.P5
7P	15.00	18.44	P1.P7	P2.P6
8P	17.50	20.94	P1.P8	P2.P7

CJTconn CHANGJIANG CONNECTORS CO.,LTD.

Unit	Scale	Sheet	Title :
mm	2.5:1	2 of 2	
Draw By:	Approved :		2.50mm Pitch
Diankui Wan	Jack Yin		
General Tolerance			180° Single Row Wafer
A1	ADD THE DRAWING OF KEY B	2019.08.12	
A0	NEW RELEASE	2018.06.25	
REV	DESCRIPTION	DATE	

PROJECT

DRAW NO : A2509WVA-XP REV A1