

1N5400 THRU 1N5408

GENERAL PURPOSE PLASTIC SILICON RECTIFIER

Reverse Voltage – 50 to 1000 V

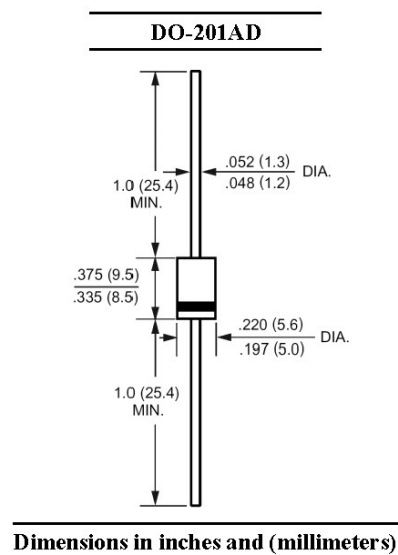
Forward Current – 3 A

Features

- High current capability
- Low leakage current

Mechanical Data

- Case: Molded plastic, DO-201AD
- Terminals: Plated axial leads, solderable per MIL-STD-202, method 208 guaranteed
- Polarity: Color band denotes cathode end
- Mounting position: Any



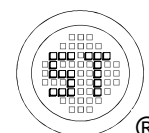
Absolute Maximum Ratings and Characteristics

Ratings at 25 °C ambient temperature unless otherwise specified. Single phase, half wave, 60 Hz, resistive or inductive load. For capacitive load, derate current by 20%.

Parameter	Symbols	1N5400	1N5401	1N5402	1N5403	1N5404	1N5405	1N5406	1N5407	1N5408	Units
	Marking	1N5400	1N5401	1N5402	1N5403	1N5404	1N5405	1N5406	1N5407	1N5408	-
Maximum Recurrent Peak Reverse Voltage	V_{RRM}	50	100	200	300	400	500	600	800	1000	V
Maximum RMS Voltage	V_{RMS}	35	70	140	210	280	350	420	560	700	V
Maximum DC Blocking Voltage	V_{DC}	50	100	200	300	400	500	600	800	1000	V
Maximum Average Forward Rectified Current 0.375"(9.5 mm) Lead Length at $T_A = 75^\circ\text{C}$	$I_{(AV)}$	3									A
Peak Forward Surge Current, 8.3 ms Single Half-sine-wave Superimposed on rated load (JEDEC method)	I_{FSM}	200									A
Maximum Forward Voltage at 3 A DC	V_F	1.1									V
Maximum Reverse Current at Rated DC Blocking Voltage	I_R	5 1000									μA
Typical Junction Capacitance ¹⁾	C_J	50									pF
Typical Thermal Resistance ²⁾	$R_{\theta JA}$	18									$^\circ\text{C/W}$
Operating Junction Temperature Range	T_J	-55 to +150									$^\circ\text{C}$
Storage Temperature Range	T_{Stg}	-55 to +150									$^\circ\text{C}$

¹⁾ Measured at 1 MHz and applied reverse voltage of 4 VDC.

²⁾ Thermal resistance junction to ambient and junction to lead at 0.375" (9.5 mm) lead length P.C.B mounted with 0.8 X 0.8" (20 X 20 mm) copper pads.



1N5400 THRU 1N5408

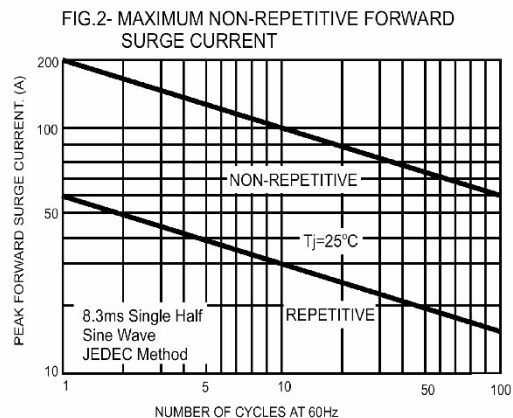
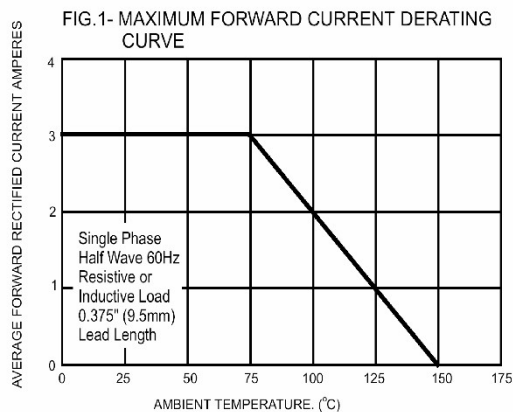


FIG.3- TYPICAL FORWARD CHARACTERISTICS

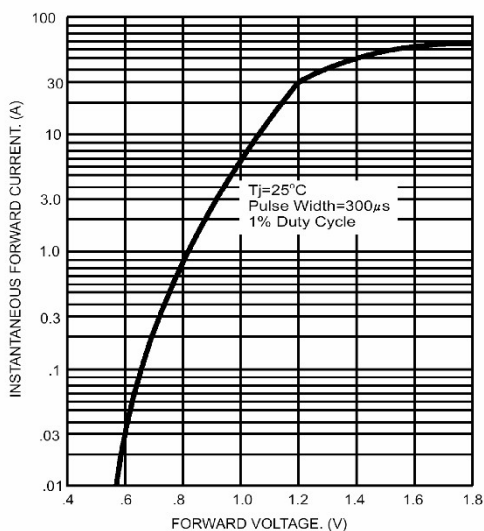


FIG.4- TYPICAL JUNCTION CAPACITANCE

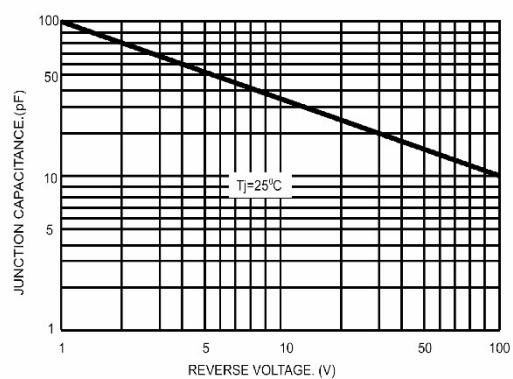


FIG.5- TYPICAL REVERSE CHARACTERISTICS

