


Features

- ◆ Surface Mount Devices
- ◆ Standard 0603mils footprint
- ◆ Surface mount packaging for automated assembly
- ◆ Compatible with Pb and Pb-free solder re flow profiles
- ◆ UL(Pending), C-UL(Pending), TUV(Pending)
- ◆ RoHS, Reach, HF compliance

Applications

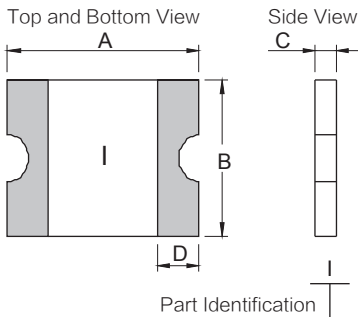
- ◆ Mobile phones
- ◆ PC motherboards
- ◆ P DA' s/Digital cameras
- ◆ USB port protection
- ◆ HDMI source protection



电气特性：

P/N	保持电流	跳脱电流	最大电压	最大电流	最大动作时间		消耗功率	电阻范围 (Ω)	
	I_H (A)	I_T (A)	V_{max} (V)	I_{max} (A)	(A)	(Sec.)	Pd_{typ} (W)	R_{min}	$R1_{max}$
K0603L010CR	0.10	0.30	15	40	0.50	1.00	0.50	0.90	6.00
K0603L020CR	0.20	0.50	9	40	1.00	0.60	0.50	0.55	3.50
K0603L035CR	0.35	0.75	6	40	8.00	0.10	0.50	0.20	1.40
K0603L050YR	0.50	1.00	6	40	8.00	0.10	0.50	0.10	0.80

产品尺寸 (Unit: mm)：

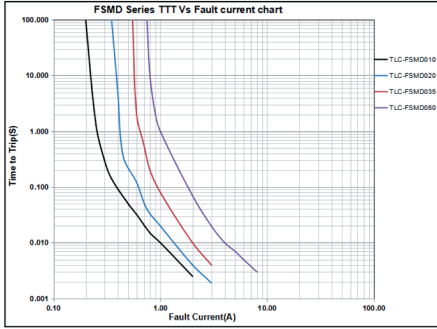


P/N	Marking (标识)	A		B		C		D
		Min.	Max.	Min.	Max.	Min.	Max.	Min.
TLC-FSMD010	I	1.45	1.85	0.65	1.05	0.35	0.85	0.20
TLC-FSMD020	-	1.45	1.85	0.65	1.05	0.30	0.75	0.20
TLC-FSMD035	II	1.45	1.85	0.65	1.05	0.30	0.75	0.20
TLC-FSMD050	●	1.45	1.85	0.65	1.05	0.60	1.00	0.20

环境温度与工作电流关系特性曲线：

P/N	工作环境温度								
	-40℃	-20℃	0℃	25℃	40℃	50℃	60℃	70℃	85℃
K0603L010CR	0.13	0.12	0.11	0.10	0.08	0.07	0.06	0.05	0.03
K0603L020CR	0.27	0.25	0.23	0.20	0.17	0.14	0.12	0.10	0.07
K0603L035CR	0.47	0.41	0.38	0.35	0.29	0.26	0.24	0.20	0.14
K0603L050YR	0.67	0.59	0.54	0.50	0.41	0.37	0.34	0.29	0.20

动作电流时间曲线表：



The Time to Trip curves represent typical performance of a device in a simulated application environment. Actual performance in specific customer applications may differ from these values due to the influence of other variables.